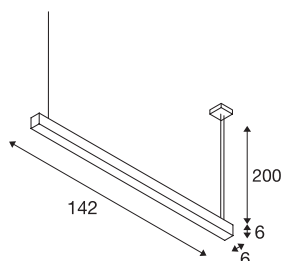




## Q-LINE SINGLE LED

pendant, 1500mm, white



The Q-LINE wall light is optionally available with a white, black, or silver-grey luminaire housing. An acrylic glass diffuser on the underside produces glare-free lighting. The integrated, warm-white LEDs provide output of 3200 lm. Thanks to the integrated LED driver, the luminaire can be connected directly to a 230 volt mains power supply.



## TECHNICAL DATA

Item no.	1001307
Number of different light outlets	1
IP Code	IP 20
Assembly	Surface
Assembly details	Ceiling
Primary nominal voltage	220-240V ~50/60Hz
Secondary power / voltage	700 mA
Safety class	I
Wattage	46 W
Level of inrush current	20 A
Duration of inrush current	300 µs
Stroboscopic effect (SVM)	0.01
Lumen	3700 lm
Colour temperature	3000 Kelvin
Beam angle	120 °
Color	white
CRI	80
UGR ≤	28
LXXBXX data	L70B50
Service life	30000 h
Light distribution	axis symmetric
Light outlet	direct

## Light Source

916631	
916371	

Length	142 cm
Width	6 cm
Height	6 cm
Pendant length	200 cm
Net weight	3.553 kg
Gross weight	3.832 kg