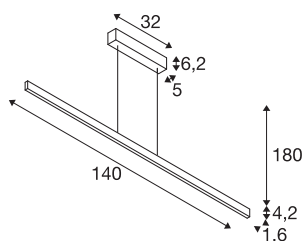




## ONE LINEAR 100 PHASE up/down

white pendant light, 24W 2700/3000K



The modern design of the ONE light family attracts all eyes. Added to this is the high CRI of over 90 for optimal colour reproduction. The elegant light is made for the gastronomy and hotel industry as well as for living rooms. Experience light with SLV – your reliable partner for all kinds of indoor lights for 40 years.



### TECHNICAL DATA

Item no.	1006186
Number of different light outlets	2
Assembly	Surface
Assembly details	Ceiling
Dimmable	Yes
Dimming technology	trailing edge
Primary nominal voltage	220-240V ~50/60Hz
Secondary power / voltage	600 mA
Safety class	I
Wattage	24 W
Level of inrush current	30 A
Duration of inrush current	40 µs
Stroboscopic effect (SVM)	0.03
Lumen	1250/1250 lm
Colour temperature	2700/3000 Kelvin
Color	white
CRI	90
Length	104 cm
Width	1.6 cm
Height	4.2 cm
Pendant length	180 cm
Net weight	1.836 kg

## Light Source

916536		<b>Gross weight</b>	2.475 kg
916622		<b>BIG WHITE Page</b>	191