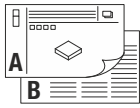
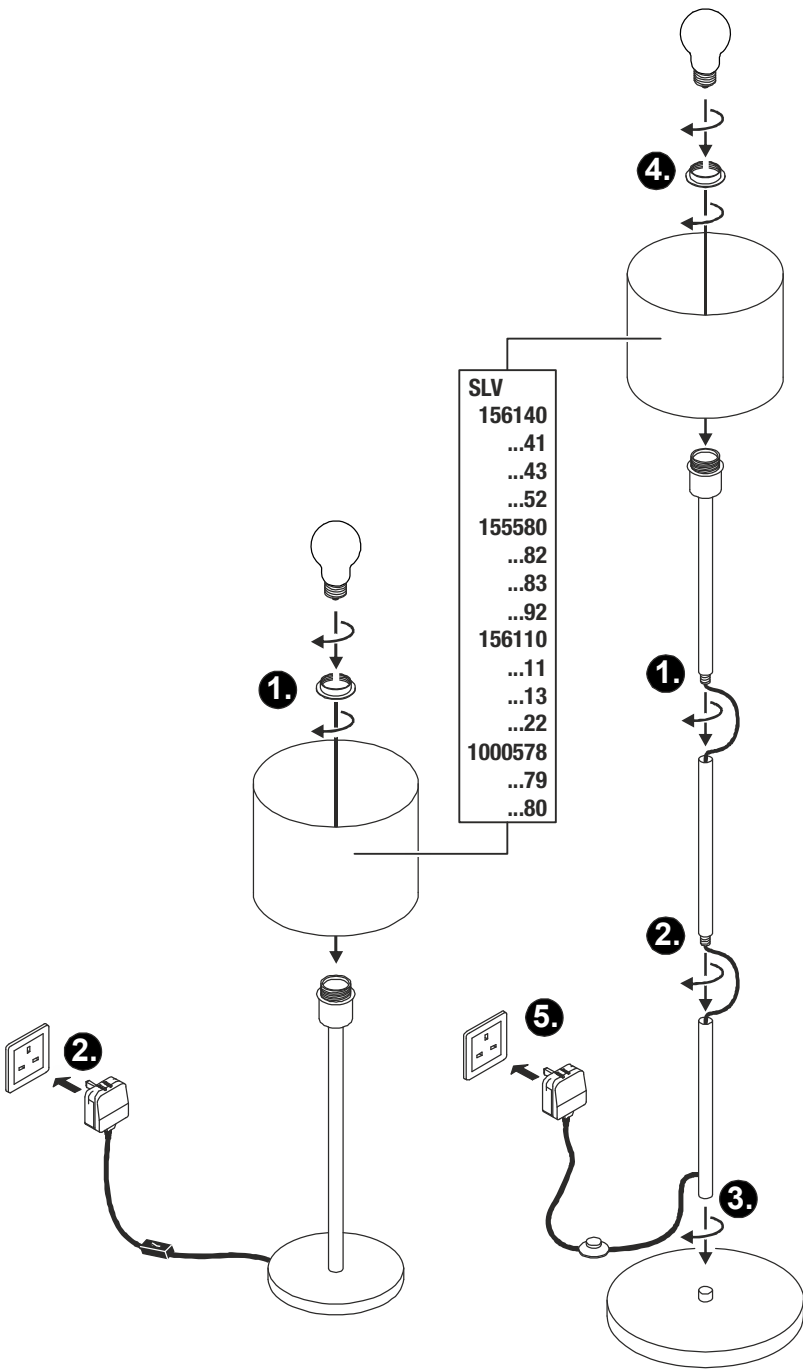


1007938	220V-240V ~50/60Hz	E27	60W max.	Ø 18 x 43,5 cm	2,20 kg
1007939				Ø 28 x 145 cm	5,70 kg



1007938  
1007939



Technical Details are subject to change.

UK  
CA  
SLV UK  
Unit E Chiltern Park  
Boscombe Road, Bedfordshire  
LU5 4LT

**EN** Operating Manual PART B  
**Table Lamp / Floor Stand Luminaire**  
1007938 ...39

**Read manual carefully and keep for further use!**

**⚠ Safety advices for installation and operation.**

**Disregard may lead to danger of life, burning or fire!**

Do not alter or modify the product.

Do not fasten anything on the product.

Do not cover the product.


Take out of service when suspecting a defect or malfunction and contact your dealer or a qualified electrician.

Take measures that children get not harmed by the product.

If the external flexible cable or cord of this luminaire is damaged, it shall be exclusively replaced by the manufacturer or a qualified electrician to avoid hazard.

Additional safety advices = ⚠

**Use as directed**

Safety class II (2)  - Safety insulated - Connection without protective conductor.

Operate only on an even, stable and tilt-fixed surface.

Operate only in dry indoor area.

Do not strain mechanically or expose to strong dirt contamination.

**Lamp replacement**

**⚠** Disconnect luminaire from mains and let it cool down.

Suitable light sources: E27, 60W max.

**Care / Storage**

**⚠** Disconnect product from mains and let it cool down.

Clean external surfaces regularly with a slightly moistened (water) cloth.

Store dry and clean.

**Placement**

Place in a way that product poses no danger(e.g. stumbling).

**Putting into service**

Insert light source.

Connect mains plug with mains plug socket.

Switch on and off using switch.

**⚠** Check for secure standing and proper function!