
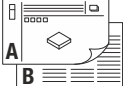
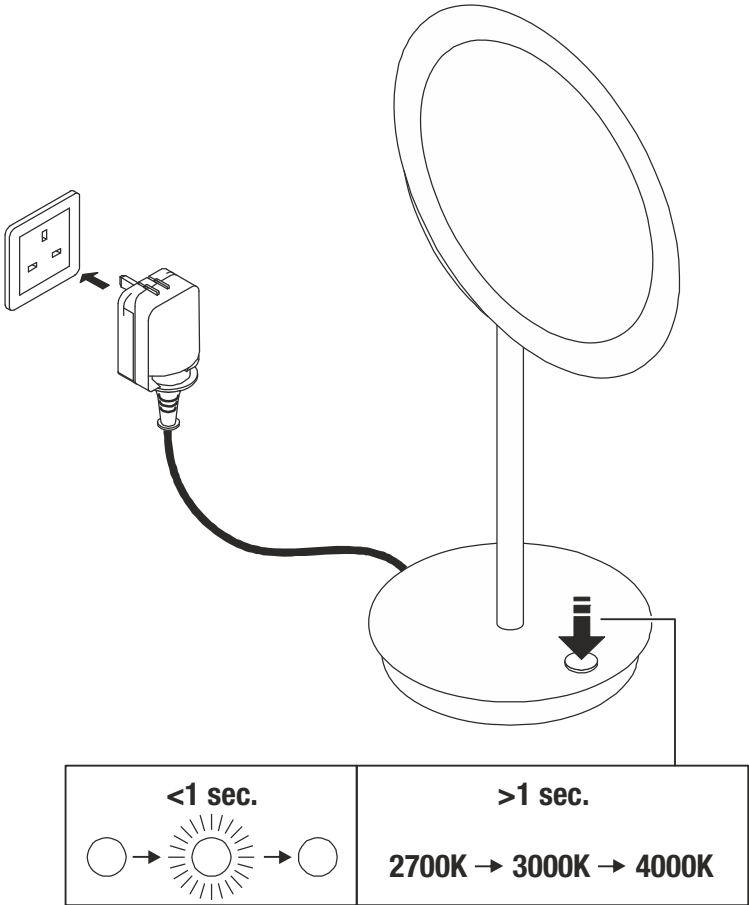


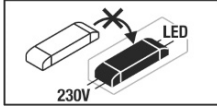
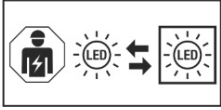
100V-240V ~50/60Hz	4,8W	2700K: 45 lm 3000K: 48 lm 4000K: 51 lm	CRI >90	Ø 21,6 x 40,5 cm	0,9 kg
--------------------	------	--	---------	------------------	--------



EN INSTRUCTION MANUAL PART A
Table Lamp

1007953





EN - The light source is only replaceable by a professional. The control gear is not replaceable.

Technical Details are subject to change.

UK
CA

SLV UK
Unit E Chiltern Park
Boscombe Road, Bedfordshire
LU5 4LT

EN Operating Manual PART B

Table Lamp

1007953

Read manual carefully and keep for further use!

⚠ Safety advices for installation and operation.
Disregard may lead to danger of life, burning or fire!

Do not alter or modify the product.

Do not fasten anything on the product.

Do not cover the product.

Take out of service when suspecting a defect or malfunction and contact your dealer or a qualified electrician.


Take measures that children get not harmed by the product.

The supply cord cannot be replaced when damaged. Do not operate the product with a damaged supply cord. In this case the complete product must be disposed.

Do not stare into the active light source.

Additional safety advices = ⚠

Use as directed

Safety class II (2)  - Safety insulated - Connection without protective conductor.

Operate only on an even, stable and tilt-fixed surface.

Operate only indoors.

Do not strain mechanically or expose to strong dirt contamination.

IP44: Protection against foreign objects > Ø 1,0mm - Protection against splashing water from all directions.

Light Source

The light source of this luminaire may only be replaced by the manufacturer, an authorized service technician or a comparable qualified person.

This product contains a light source of the energy efficiency class F.

Reference control setting: 4000K

Care / Storage

⚠ Disconnect product from mains and let it cool down.

Clean external surfaces regularly with a slightly moistened (water) cloth.

Store dry and clean.

Placement

Place in a way that product poses no danger(e.g. stumbling).

Putting into service

Connect mains plug with mains plug socket.

Button - short push = on / off

Button - long push = Changes the color temperature

The luminaire has a memory function. The last setup will be saved.

⚠ Check for secure standing and proper function!