

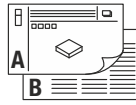
IP65



ta: -20°C
...+35°C



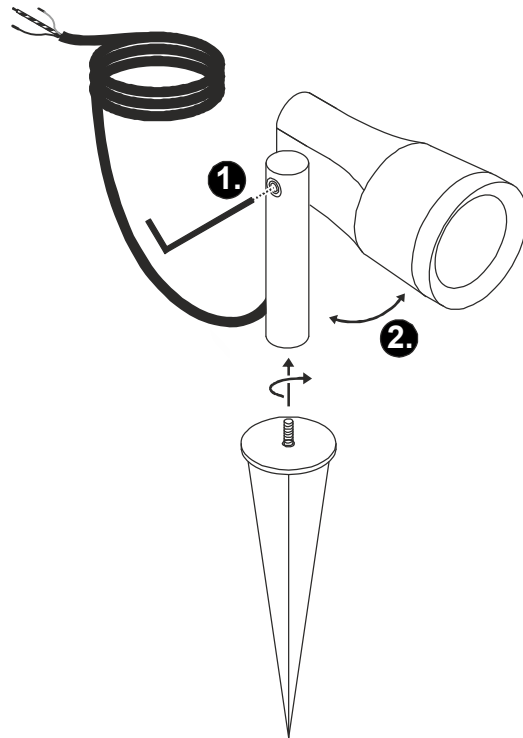
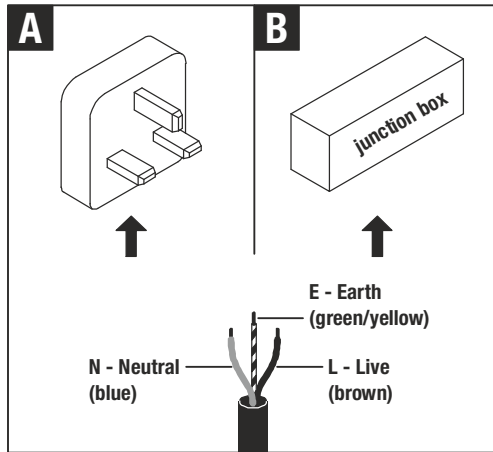
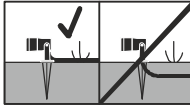
220V - 240V ~50/60Hz	6W	540 lm	3000K	CRI>80	Ø 6,3 x 11,4 cm	0,70 kg
----------------------	----	--------	-------	--------	-----------------	---------



EN


INSTRUCTION MANUAL PART A
Spot

1007979





EN - The installation requires expert knowledge and may be carried out only by an approved electrician under consideration of local and national regulations!



EN – The light source is only replaceable by a professional. The control gear is only replaceable by a professional.

Technical Details are subject to change.

**UK
CA** SLV UK
Unit E Chiltern Park
Boscombe Road, Bedfordshire
LU5 4LT

EN Operating Manual PART B LED Spot 1007979

Read manual carefully and keep for further use!

⚠ Safety advices for installation and operation.
Disregard may lead to danger of life, burning or fire!

Do not alter or modify the product.

Do not fasten anything on the product.

Do not cover the product.

Operate only with intact protection glass.

The supply cord may not be covered with soil.

If the external flexible cable or cord of this luminaire is damaged, it shall be exclusively replaced by the manufacturer or a qualified electrician to avoid hazard.

Take out of service when suspecting a defect or malfunction and contact your dealer or a qualified electrician.

Take measures that children get not harmed by the product.

Do not stare into the active light source.

Additional safety advices = ⚠

Use as directed

Safety class I (1) Ⓢ - Connection with protective conductor.

Operate only on an even, stable and tilt-fixed surface.

Do not strain mechanically or expose to strong dirt contamination.

IP65: Protection against dust (dust-tight) - Protection against jetted water from all directions.

Admissible ambient temperature(ta): -20°C ...+35°C.

Light Source

The light source of this luminaire may only be replaced by the manufacturer, an authorized service technician or a comparable qualified person.

This product contains a light source of the energy efficiency class F.

Care / Storage

⚠ Disconnect product from mains and let it cool down.

Clean external surfaces regularly with a slightly moistened (water) cloth.

Do not clean with pressure washer.

The following influences may have unwanted effects on the product: acidic surrounding, high salt content in the air, cleaning agents, fertilizer, thawing salt, chemicals.

Store dry and clean.

Electrical connection

The installation requires expert knowledge and may be carried out only by an approved electrician under consideration of local and national regulations!

see figure A - Plug

Install a UK BS1363 style plug. Note the instructions of the manufacturer of the plug. When used outdoors connect to an IP rated socket only (e.g. MLA part OP9N).

see figure B - Fixed installation.

Provide power to the required point of installation (refer to BS7671 for correct cabling methods). Suitable IP rated junction boxes should be used where required. The power source connections should be local and accessible via a suitable IP rated enclosure. Note the instructions of the manufacturer of the IP rated junction box.

Connect the luminaire to the mains supply ensuring the correct polarity is observed.

Placement

Consider IP type. It must be suitable for the place of operation.

Ground spike (supplied): Fixation in soil.

Ground spike may not be used in permanently wet soil.

Ground spike must be fixed in a way that luminaire may not tilt.

Place in a way that product poses no danger(e.g. stumbling).

Putting into service

see figure A - Plug: Connect the mains plug with an outdoor plug socket.

⚠ Check for secure standing and proper function!