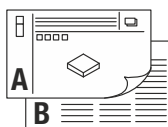


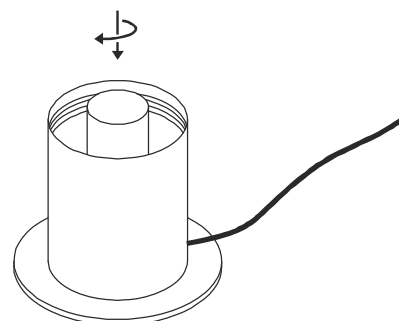
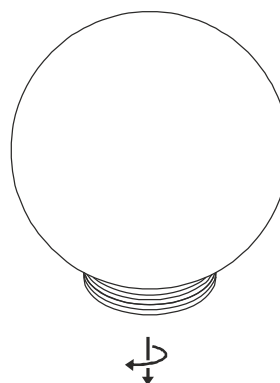
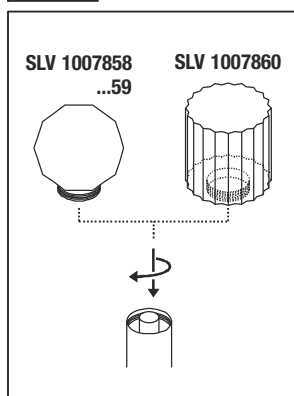

| | | | | | |
|----------------------|-----|-----|---------|----------------|---------|
| 220V - 240V ~50/60Hz | LED | E14 | 6W max. | Ø 12 x 19,2 cm | 0,68 kg |
|----------------------|-----|-----|---------|----------------|---------|



EN

INSTRUCTION MANUAL PART A
Table Lamp

1007984
1007985
1007986
1007987




Technical Details are subject to change.

**UK
CA** SLV UK
Unit E Chiltern Park
Boscombe Road, Bedfordshire
LU5 4LT

EN Operating Manual PART B
Table Lamp
1007984 ...85 ...86 ...87

Read manual carefully and keep for further use!

 **Safety advices for installation and operation.**
Disregard may lead to danger of life, burning or fire!

Do not alter or modify the product.

Do not fasten anything on the product.

Do not cover the product.


Take out of service when suspecting a defect or malfunction and contact your dealer or a qualified electrician.

Take measures that children get not harmed by the product.

If the external flexible cable or cord of this luminaire is damaged, it shall be exclusively replaced by the manufacturer or a qualified electrician to avoid hazard.

Additional safety advices = 

Use as directed

Safety class II (2)  - Safety insulated - Connection without protective conductor.

Operate only on an even, stable and tilt-fixed surface.

Operate only in dry indoor area.

Do not strain mechanically or expose to strong dirt contamination.

Lamp replacement

 Disconnect luminaire from mains and let it cool down.

Suitable light sources: LED, E14, 6W max.

Care / Storage

 Disconnect product from mains and let it cool down.

Clean external surfaces regularly with a slightly moistened (water) cloth.

Store dry and clean.

Placement

Place in a way that product poses no danger(e.g. stumbling).

Putting into service

Insert light source.

Connect mains plug with mains plug socket.

Switch on and off using switch.

 Check for secure standing and proper function!