

ta: 0°C ...+40°C

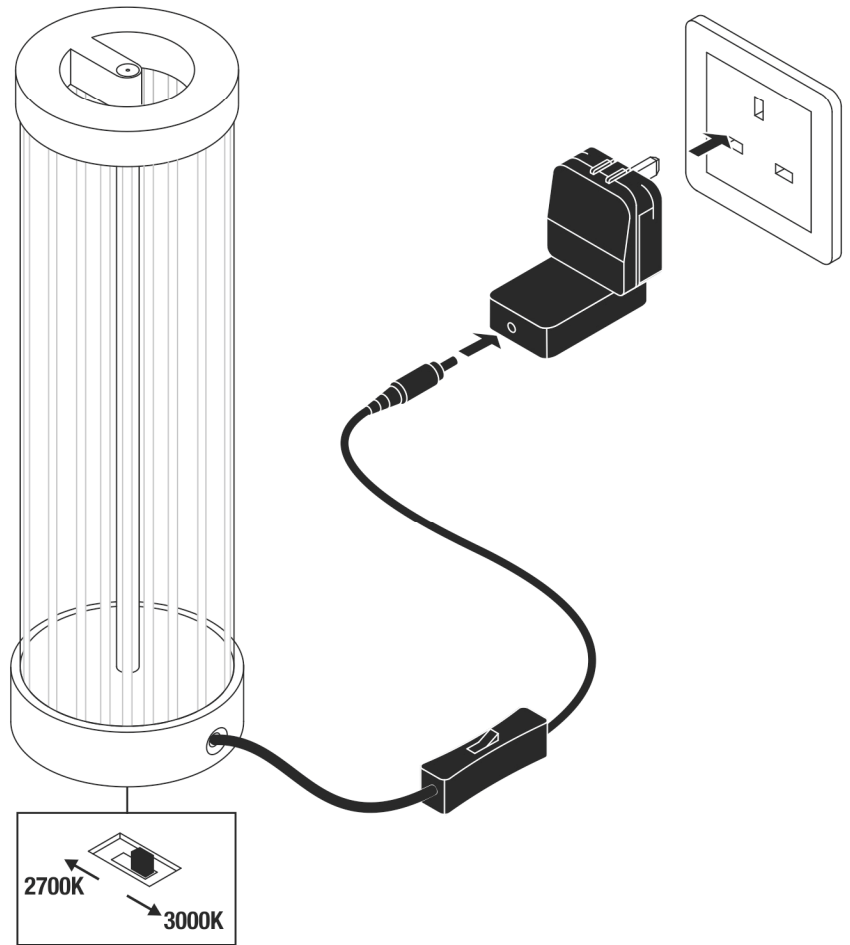
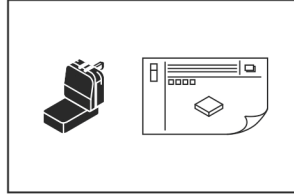


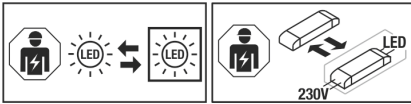
220V-240V ~50/60Hz	4,3W	2700K: 110 lm 3000K: 120 lm	CRI>90	Ø 8 x 27,7 cm	1,06 kg
--------------------	------	--------------------------------	--------	---------------	---------

EN

Operation Manual  
Table Lamp

1008740 ...41 ...42





**EN** - The light source is only replaceable by a professional. The control gear is only replaceable by a professional.

Technical Details are subject to change.

**UK**  
**CA** SLV UK  
Unit E Chiltern Park  
Boscombe Road, Bedfordshire  
LU5 4LT

**EN** **Operation Manual**  
**Table Lamp**  
**1008740 ...41 ...42**

**Read manual carefully and keep for further use!**

**⚠ Safety advices for installation and operation.**

**Disregard may lead to danger of life, burning or fire!**

Do not alter or modify the product.

Do not fasten anything on the product.

Take out of service when suspecting a defect or malfunction and contact your dealer or a qualified electrician.

If the external flexible cable or cord of this luminaire is damaged, it shall be exclusively replaced by the manufacturer or a qualified electrician to avoid hazard.

Take measures that children get not harmed by the product.

Do not stare into the active light source.

Additional safety advices = ⚠

**Use as directed**

- Safety class II (2) - Safety insulated - Connection without protective conductor.

Operate only on an even, stable and tilt-fixed surface.

: Operate only in dry indoor area.

Do not strain mechanically or expose to strong dirt contamination.

Admissible ambient temperature(ta): 0°C ...+40°C

**Light Source**

The light source of this luminaire may only be replaced by the manufacturer, an authorized service technician or a comparable qualified person.

This product contains a light source of the energy efficiency class E.

Reference control setting: 3000K

**Care / Storage**

⚠ Disconnect product from mains and let it cool down.

Clean external surfaces regularly with a slightly moistened (water) cloth.

Store dry and clean.

**Placement**

Place in a way that product poses no danger (e.g. stumbling).

**Putting into service**

Connect mains plug with mains plug socket.

Switch on and off using switch.

⚠ Check for secure standing and proper function!